



G O L D E N A C R E
H O M E & G A R D E N

SINCE 1967

goldenacre.ca



Annuals. What are they? How and when do I plant them?

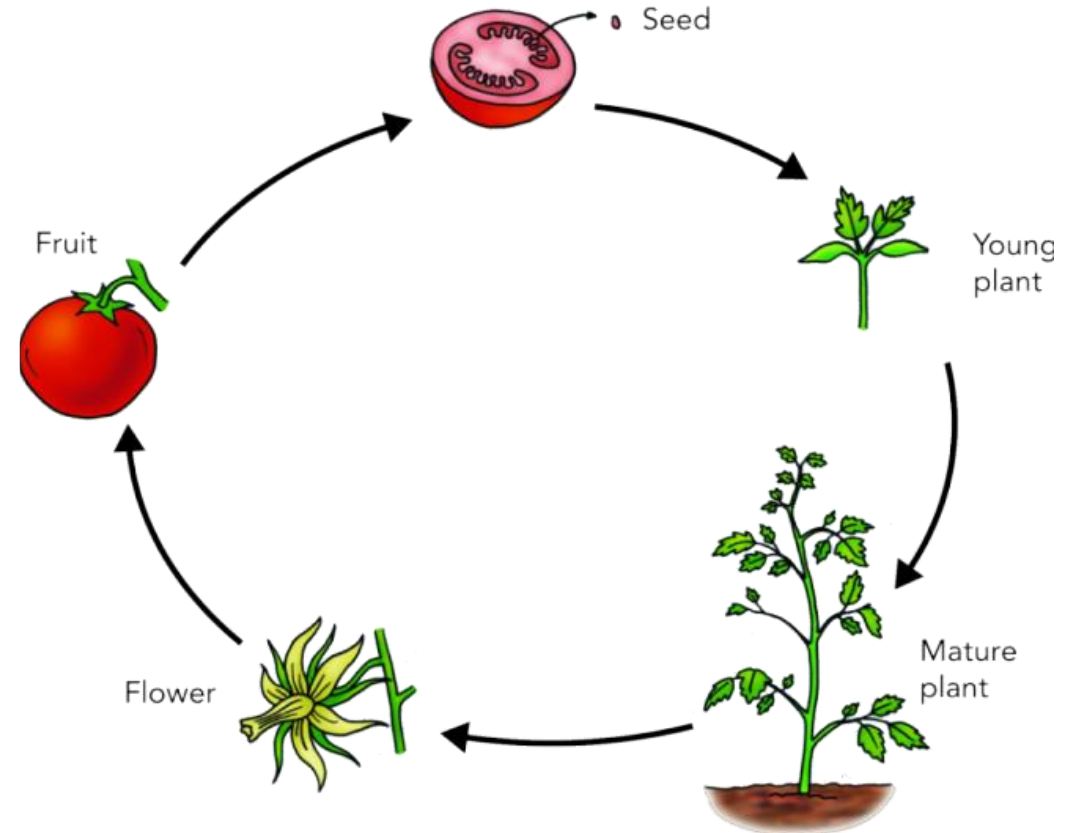
What is an annual?

- An annual is any plant that has its entire life cycle in one growing season.
- Every part of the plant dies. Leaf, stem and root. Seeds might live (overwinter).
- Perennials are plants that have a life cycle spanning many seasons.




Annual life cycle.

- Seed germination.
- Vegetative growth.
- Maturity.
- Flower development.
- Fruit and flower development.
- Death.
- Commence again.



Examples of annuals.

- Tomatoes.
- Peppers.
- Dill.
- Basil.
- Geraniums.
- Impatiens.
- Sunflowers.
- Carrots.



How to plant an annual (flowerbed).

- Loosen soil by adding amendments (compost, peat).
- Amend no deeper than 2-4”.
- Dig hole slightly bigger than pot.
- Gently remove annual.
- Place in hole.
- Backfill with soil.
- Do not plant too deep/shallow.
- Water softly but saturate.



How to plant an annual (pot or basket).

- Add fresh potting mix. (Or blend your own).
- Fill to about 2-4" lower than top.
- Dig hole slightly bigger than pot.
- Gently remove annual.
- Place in hole.
- Backfill with soil.
- Do not plant too deep/shallow.
- Water sparingly but frequently.



Where to plant?

- Plant according to sun exposure.
- Tall in the back, small in the front.
 - Example – Sunflowers, Castor Bean, Cosmo, Zinnia, Sweet Alyssum, Creeping Jenny.
- Make sure watering/fertilizing isn't an issue.
- Utilize porches, decks, stoops, stairs.
- Hanging baskets are perfect for small space.
- Vines (Sweet Pea, Morning Glory) on fences/trellis.



Sun vs Shade veggies.

SUN

- Tomato.
- Pepper.
- Cucumber.
- Basil.
- Strawberry.
- Watermelon.
- Pumpkin



SHADE

- Arugula.
- Spinach.
- Kale.
- Lettuce.
- Broccoli.
- Potatoes.
- Kohlrabi.



Sun vs Shade flowers.

SUN

- Marigolds.
- Sunflowers.
- Zinnia.
- Daisies.
- Tea rose.
- Sweet Alyssum.
- Petunias



SHADE

- Impatiens.
- Begonia.
- Fuchsia.
- New Guinea Impatiens.
- Sweet Potato.
- Coleus.
- Bacopa.



Sun vs Shade herbs.

SUN

- Basil.
- Thyme.
- Oregano.
- Rosemary.
- Chamomile.
- Lavender.
- Sage.



SHADE

- Mint.
- Dill.
- Parsley.
- Sorrel.
- Chervil.
- Chives.
- Lovage.





When to plant?

- After last frost!!!!
- May long weekend is the rule of thumb, but it is not written in stone.
- Annuals tend to dislike cold, snow, frost.
- Some annuals are perennials elsewhere.
 - New Guinea Impatiens, Verbena.
- Always good to ensure you have time to finish planting and watering.




Watering requirements.

- All annuals require regular water.
- Check often, death can occur quite quickly.
- The higher the “production” the higher the water frequency.
- Pots, hanging baskets and planters will likely need more than flower beds.
- Not all will be the same requirements.
- Be wary of overwatering containers.



Fertilizer requirements.

- Start a fertilizer program immediately.
- High phosphorus and potassium are key.
- Follow manufacturers recommendations.
- Do not over fertilize.
- All purpose will work.
- Water soluble is my personal favourite.
- Fertilize until autumn. All season long.



goldenacre.ca

Tips and tricks.

- Deadheading is key in some types.
- Plant depending on location, time and effort.
- Don't be afraid to try new things.
- Remember successes and not so successes from previous years.
- Rotate crops.
- Do what you like, it's your garden.
- Don't be afraid to ask for help. It's why we're here.



GOLDEN ACRE
HOME & GARDEN

THANK YOU!!!

